
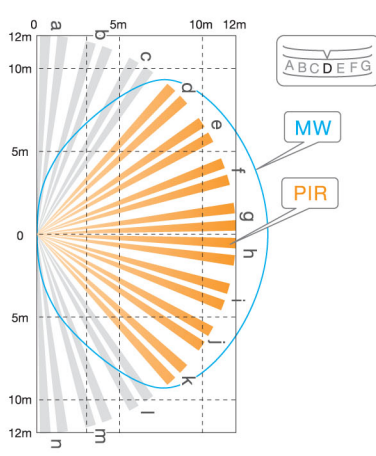


Detection area

SIDE VIEW (Detection Distance by Positions)

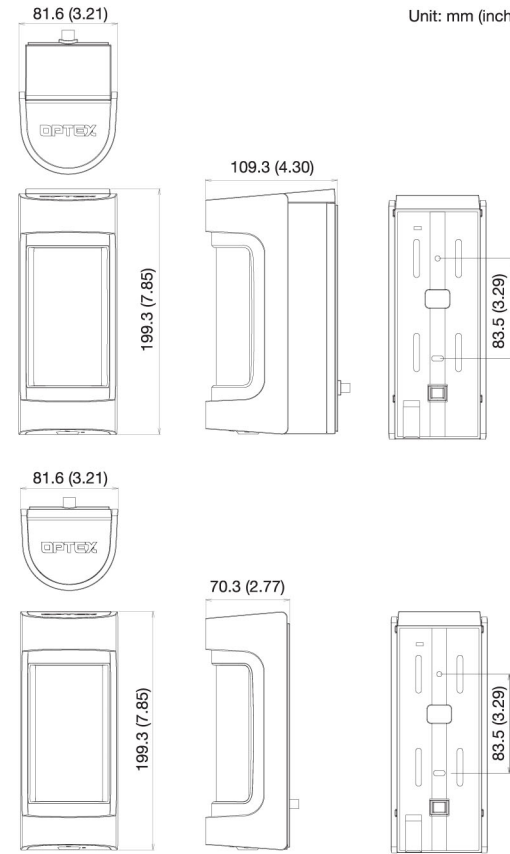


TOP VIEW
(Area diagram for D position)



Dimensions

Unit: mm (inch)



WIDE ANGLE OUTDOOR DETECTOR VX SHIELD series

Options

- PLUG-IN EOL (PEU)
- VXS face cover (White / Silver / Black)
- VXS option cover unit (Black / White)
- VXS BATTERY BOX (Black / White)
- BATTERY BOX (RBB-01)



*Battery not included.
CR123A x 3 (3.0 V DC)
CR2 x 3 (3.0 V DC)
1/2AA x 3 (3.6 V DC)
1/2AA x 6 (7.2 V DC x 3)*
*3.6 V DC 1/2 AA battery in series.

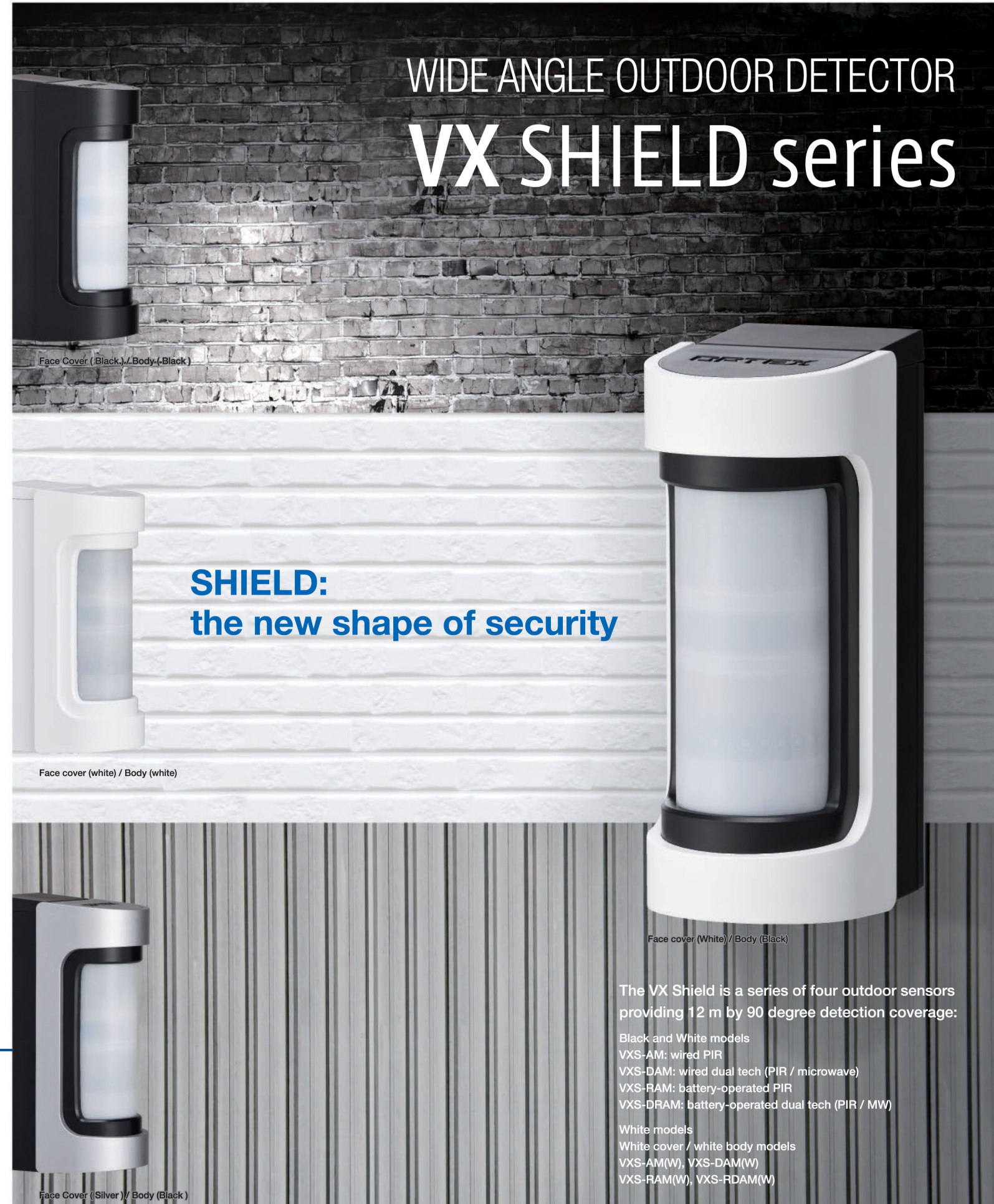
Specifications

Model	VXS-AM	VXS-DAM	VXS-RAM	VXS-RDAM
Detection method	Passive infrared	Passive infrared & Microwave	Passive infrared	Passive infrared & Microwave
PIR Coverage	12 m (40 ft) 90° wide / 16 zones		12 m (40 ft) 90° wide / 16 zones	
PIR distance limit	2.5 to 12 m (5 levels)		2.5 to 12 m (5 levels)	
Detectable speed	0.3 to 2.0 m / s (1' to 6'7" / s)		0.3 to 2.0 m / s (1' to 6'7" / s)	
Sensitivity	2.0 °C (3.6 °F) at 0.6 m / s		2.0 °C (3.6 °F) at 0.6 m / s	
Power input	9.5 to 18 V DC		3 to 9 V DC Lithium or Alkaline Battery	
Current draw (except walk test)	24 mA max. at 12 V DC	35 mA max. at 12 V DC	10 µ A standby / 4 mA max. at 3 V DC	18 µ A standby / 8 mA max. at 3 V DC
Alarm period	2.0 ± 0.1 sec.		2.0 ± 0.1 sec.	
Warm-up period	60 sec. or less (LED blinks)		60 sec. or less (LED blinks)	
Alarm output	N.C. / N.O. Selectable 28 V DC 0.1 A max.		N.C. / N.O. Selectable-Solid State Switch 10 V DC 0.01 A max.	
Trouble output	N.C. 28 V DC 0.1 A max.		N.C. / N.O. Selectable-Solid State Switch 10 V DC 0.01 A max.	
Tamper output	N.C. 28VDC 0.1 mA max. open when cover unit, main unit or mounting plate is removed			
LED indicator	Red LED ; 1. Warm-up 2. Alarm 3. Masking detection DIP switch ON or Walk test	Red LED ; 1. Warm-up 2. Alarm 3. Masking detection + Yellow LED ; 1. Warm-up 2. MW detection DIP switch ON or Walk test	Red LED ; 1. Warm-up 2. Alarm 3. Masking detection DIP switch ON or Walk test	Red LED ; 1. Warm-up 2. Alarm 3. Masking detection + Yellow LED ; 1. Warm-up 2. MW detection DIP switch ON or Walk test
	(DIP switch ON or Walk test)		(DIP switch ON or Walk test)	
Operation temperature	-30°C to +60°C (-22°F to +140°F)	-20°C to +45°C (-4°F to +113°F)	-20°C to +60°C (-4°F to +140°F)	-20°C to +45°C (-4°F to +113°F)
Environment humidity	95 % max.		95 % max.	
International protection	IP55		IP55	
Mounting	Wall, Pole (Outdoor,Indoor)		Wall, Pole (Outdoor,Indoor)	
Mounting height	0.8 to 1.2 m (2'7" to 4')		0.8 to 1.2 m (2'7" to 4')	
Weight	400 g (14.1 oz.)	450 g (15.9 oz.)	500 g (17.6 oz.)	550 g (19.4 oz.)
Accessories	Screw (4 x 20 mm) x 2, Masking seal x 3		Connector for POWER and ALARM,Connector for TROUBLE, Velcro tape, Screw (4 x 20 mm) x 2, Masking seal x 3	

- Specifications and designs are subject to change without prior notice.
- These units are designed to detect an intruder and activate an alarm control panel. Being only a part of a complete system, we cannot accept responsibility for any damages or other consequences resulting from an intrusion.



17th km Lavriou Avenue, Peania 190 02, Athens - Greece, Tel.: (+30) 210-664-0025, Fax: (+30) 210-664-0027
e-mail: sales@GQtechgr.com | www.GQtechgr.com



Face Cover (Black)/Body(-Black)

Face cover (white) / Body (white)

Face cover (White)/Body (Black)

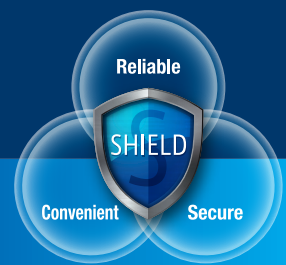
Face Cover (Silver)/Body (Black)

SHIELD:
the new shape of security

The VX Shield is a series of four outdoor sensors providing 12 m by 90 degree detection coverage:

- Black and White models
- VXS-AM: wired PIR
- VXS-DAM: wired dual tech (PIR / microwave)
- VXS-RAM: battery-operated PIR
- VXS-RDAM: battery-operated dual tech (PIR / MW)

- White models
- White cover / white body models
- VXS-AM(W), VXS-DAM(W)
- VXS-RAM(W), VXS-RDAM(W)



SHIELD: the new shape of security



Reliable

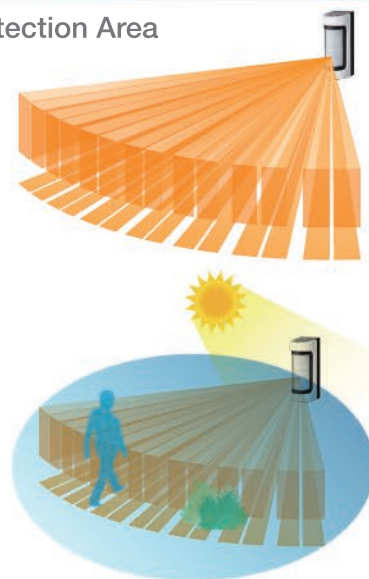
12 m / 40 ft Wide and Triple Layer Detection Area

PIR DETECTOR with anti-masking

VXS-AM (wired model), VXS-RAM (battery operated model)
Active IR anti-masking detects covering objects on lens surface when monitoring of the detector status is required.

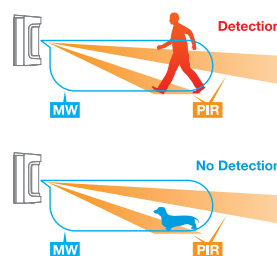
PIR / MW DETECTOR with anti-masking

VXS-DAM (wired model), VXS-RDAM (battery operated model)
integrated algorithm of both PIR and Microwave provides the ultimate stability in detection performance. In a field where strong sun hits the land or facing direct light beams from traffic, DAM/RDAM offers higher false alarm immunity.



Digital Triple Layer Detection

Both the upper / lower PIR detection areas and MW detection area must simultaneously be crossed to generate an alarm. Each activation is independently analyzed so that spurious events can be filtered and ignored. This technology virtually eliminates nuisance detection of smaller animals in the premises.



SMDA (Super Multidimensional Analysis) logic

All VXS models are equipped with a digitally enhanced signal recognition logic called SMDA. By analyzing detection patterns and environmental information SMDA improves immunity against various noise factors such as climate changes and vegetation sways, and can distinguish between the cause of nuisance false alarms and genuine intrusions.



Convenient

Optional Color Variation Easy Operation and Setting

Easy to install and set-up



90 degrees rotation lock
Easy to open / close cover

Blue components
Easy to recognize where to touch

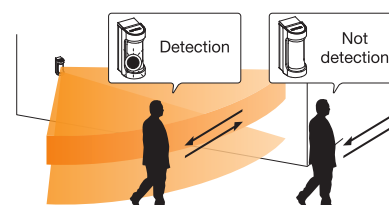
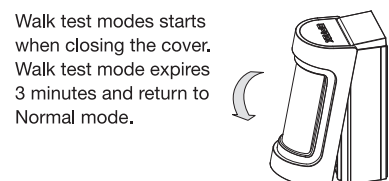


Easy to adjust
the detection area

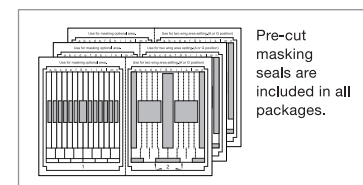
Level indicator
Easy to recognize the sensor is installed even with the ground

Automatic Walk Test Mode

Walk test modes starts when closing the cover. Walk test mode expires 3 minutes and return to Normal mode.



5 Types of Area Masking Seals




Secure

A sense of security Designed for you



Robust and weather proof housing

Wide optical lens creates the atmosphere that the premises are protected.



Smooth surface matches the wall.



Product Features

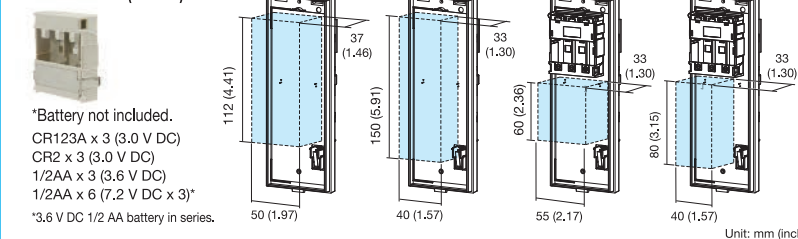
Battery life for the battery-operated models

Model	VXS-RAM		VXS-RDAM	
	Battery saving mode 120s interval	Walk test mode 5s interval	Battery saving mode 120s interval	Walk test mode 5s interval
CR123A	6 years	5 years	4 years	3 years
CR2	4 years	3 years	2 years	1 years
1/2AA	5 years	4 years	3 years	2 years

Calculation based on: single type of battery, no power sharing with the transmitter, LED off and anti-masking on.

Multipurpose Back Box for VXS-RAM / VXS-DRAM only

BATTERY BOX (RBB-01)



*Battery not included.
CR123A x 3 (3.0 V DC)
CR2 x 3 (3.0 V DC)
1/2AA x 3 (3.6 V DC)
1/2AA x 6 (7.2 V DC x 3)*
*3.6 V DC 1/2 AA battery in series.

Unit: mm (inch)

EOL Module Socket (VXS,AM,DAM only)

Optional EOL (End of line) resistor modules are available.

SHIELD Housing

IP55 Protection
UV Resistant ASA Body




Back Tamper

Trouble output activates when back box as well as chassis is removed.



Versatile design



Web based manual for wired models
<http://navi.optex.net/manual/50105>



Web based manual for battery operated models
<http://navi.optex.net/manual/50109>



Basic common features

- Double Conductive Shielding
- Area Masking Seals
- Sensitivity Adjustment Switch
- Cover Tamper
- Battery saving timer