

PASSIVE INFRARED SENSOR



PA-6812E (Wide angle) / **PA-6810E** (360° Round)



PA-6820E (Vertical curtain) / **PA-6805E** (Spot)



Wall / Ceiling mount
(Optional attachment : BCW-401)

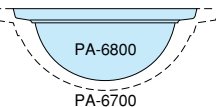


Compact appearance, outstanding performance and low priced

COMPACT DESIGN

Our high technology provides the world's smallest dome shaped infrared sensor.

Super slim & compact design-4.72"(120mm) in diameter and 1.85"(47mm) in height.30% smaller than PA-6700 series.



EASY INSTALLATION

Easy separation of the sensor unit and the base unit eases installation and maintenance.

The sensor unit can be snapped into and out of the base unit. One touch operation eases installation in high places.

MIRROR OPTIC (PA-6812E / PA-6820E)

The CAD designed optic with our original simulation software has achieved sharp zones.

A rotating mirror ensures efficient detection regardless of the area setting.

SILENT RELAY

Photo-mos FET switch relay adopted at alarm output. Completely noiseless by eliminating the movable part which is inside of the relay.

HIGH STABILITY

Signal processing by the original CPU.
Excellent R.F.I and noise immunity.
Good protection against insect intrusion.

SENSITIVITY SELECTABLE

Sensitivity is adjustable by 4 steps : 60%, 80%, 100%, 120%.

PULSE COUNT SELECTABLE

Mode selector allows setting for 1, 2, 3 or 4 triggers to initiate an alarm output to suit its application. (PA-6812E / PA-6810E / PA-6805E)

ALARM CONTACT SELECTABLE

Mode selector allows N.O. or N.C. contact to be selected.

REMOTE LED CONTROL

Alarm LED can be disabled by external contact switch.

AUTO ALARM MEMORY

Alarm memory can be auto-reset or disabled by mode selector.

OTHER FEATURES

Distinguishable operation LED.

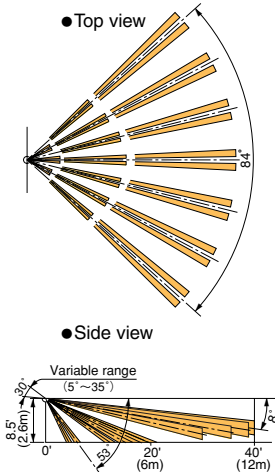
Alarm LED : Red, Memory LED : Yellow

Wall / Ceiling mounted with optional attachment BCW-401.

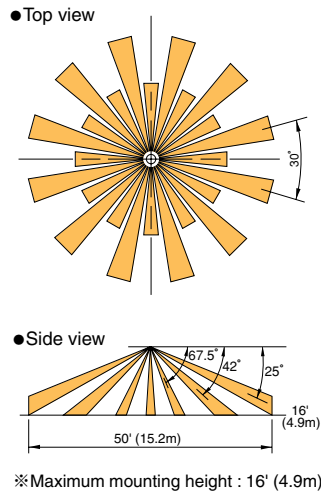
PASSIVE INFRARED SENSOR

■ COVERAGE AND RANGE

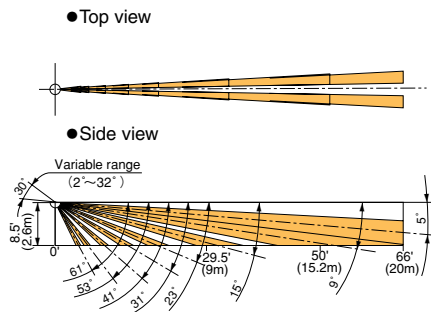
〈PA-6812E (Wide angle)〉



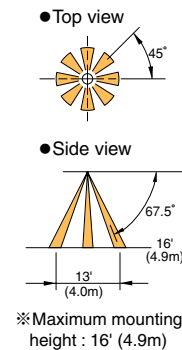
〈PA-6810E (360° Round)〉



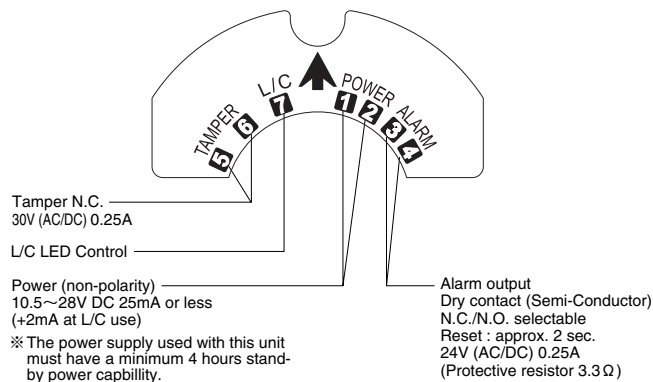
〈PA-6820E (Vertical curtain)〉



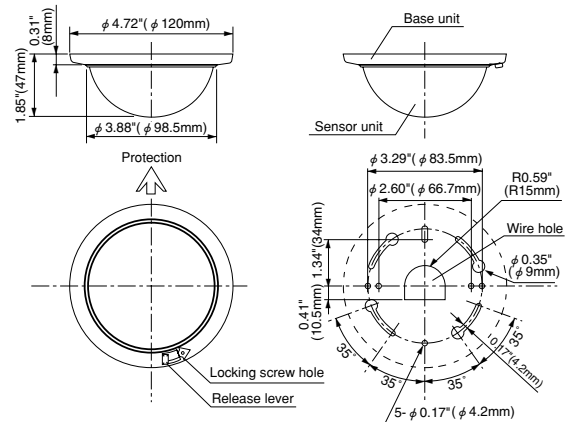
〈PA-6805E (Spot)〉



■ TERMINAL ARRANGEMENT



■ EXTERNAL DIMENSIONS



■ OPTIONAL

● Wall mount attachment 〈BCW-401〉

● Wall mount attachment 〈BL-5000〉



■ SPECIFICATIONS

| Product name | PASSIVE INFRARED SENSOR | | | |
|---------------------------|---|----------------------------------|-------------------------------|------------------------------------|
| Model | PA-6812E | PA-6810E | PA-6805E | PA-6820E |
| Detection system | Passive infrared | | | |
| Coverage | Wide angle 40° (12m) Max. | 360° Round φ50' (φ15.2m) Max. | Spot φ13' (φ4m) Max. | Vertical curtain 66' (20m) Max. |
| Sensitive zone | 17 pairs | 33 pairs | 9 pairs | 8 pairs |
| Supply voltage | 10.5~28V DC (non-polarity) | | | |
| Current consumption | 25mA Max. (+2mA at L/C use) | | | |
| Alarm signal | Dry contact (Semi-Conductor) (N.C. / N.O. selectable) Reset : Approx. 2 sec., 24V (AC/DC) 0.25A (protective resistor 3.3 Ω) | | | |
| Alarm memory | 3 minutes flashing, 47 minutes lighting and automatically reset | | | |
| Alarm LED | Red : Flashing at warning up Lighting at alarm (LED disabled) | | | |
| Memory LED | Yellow : Flashing at memory activated Lighting at memory indication | | | |
| Adjustment | Vertically : 30° | | | Vertically : 30° |
| | Horizontally : 25° (on mounting hole of base) | | | |
| Count changeover | 1 / 2 / 3 / 4 selectable | | | — |
| Ambient temperature range | +5° F to +131° F (-15° C to +55° C) without condensation | | | |
| Mounting position | Indoor ceiling (wall mount with optional attachment BCW-401) | | | |
| Wiring connection | Terminals on separate base unit | | | |
| Weight | 3.85oz (110g) | | | |
| Appearance | Body : ABS resin | | Cover : PE resin | |
| Accessory | Tapping screw : 2 pcs. | | Sensor locking screw : 1 pce. | |

The specifications are subject to change without notice.

Please Note : This sensor is designed to detect intrusion and to initiate an alarm; it is not a burglary-preventing device. TAKEX is not responsible for damage, injury or losses caused by accident, theft, Acts of God (including inductive surge by lightning), abuse, misuse, abnormal usage, faulty installation or improper maintenance.

TAKEX

In Japan

Takenaka Engineering Co., Ltd.
83-1, Gojo-sotokan,
Higashino, Yamashina-ku,
Kyoto 607-8156, Japan
Tel : 81-75-501-6651
Fax : 81-75-593-3816
<http://www.takex-eng.co.jp/>

In the U.S.

Takex America Inc.
3350, Montgomery Drive,
Santa Clara,
CA 95054, U.S.A.
Tel : 408-747-0100
Fax : 408-734-1100
<http://www.takex.com>

In Australia

Takex America Inc.
Unit 16/35 Garden Road,
Clayton 3168 Victoria,
Australia
Tel : 03-9546-0533
Fax : 03-9547-9450

Takex America Inc.
Brisbane office : 1/50 Logan
Road, Woolloongabba
Queensland
4102, Australia
Tel : 07-3891-3344
Fax : 07-3891-3355

In the U.K.

Takex Europe Ltd.
Takex House, Aviary Court,
Wade Road, Basingstoke,
Hampshire, RG24 8PE, U.K.
Tel : (+44) 01256-475555
Fax : (+44) 01256-466268
<http://www.takexeurope.com>