

PSD series power supply

Switch mode power supply 12VDC, desktop



CODE: **PSD12020** v1.0/VIII

EN

TYPE: **PSD 12V/2A** switch mode power supply desktop for CCTV

Features of the power supply unit:

- power output 2A/12VDC*
- universal AC input voltage range 90÷264V
- high efficiency 83%
- LED optical signalisation
- standby power <0,3W
- efficiency level: V
- protections:
 - SCP short-circuit protection
 - overvoltage protection (AC input)
 - overload (OLP)
- warranty – 2 year from the production date



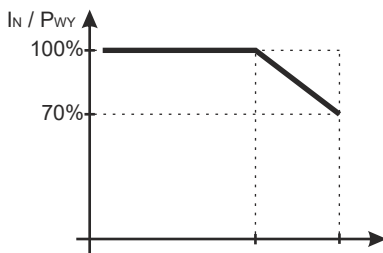
DESCRIPTION

Stabilized DC power supply is intended for supply CCTV cameras that require stabilised voltage of **12V DC**. The unit has a cable with a DC5.5/2.1 plug. When connected to fuse blocks of the LB4/xx/xx or LB8/xx/xx family, the power supply unit can feed more cameras (max. 4 or 8). The unit is protected against short-circuit and overload.

TECHNICAL DATA

Supply voltage	90 ÷ 264V AC 50÷60Hz
Current consumption	0,23A@230V AC max.
Supply power	24W max.
Efficiency	83%
Output voltage	12V DC
Output current $t_{AMB}<30^{\circ}C$	2A - refer to graph 1.
Output current $t_{AMB}=40^{\circ}C$	1,4A - refer to graph 1.
Ripple voltage	100mV p-p max.
Short-circuit protection SCP	electronic, automatic recovery
Overload protection OLP	105-150% of power supply, automatic recovery
Optical signalisation	LED – presence of DC voltage
Operation conditions	temperature $-10^{\circ}C \div 40^{\circ}C$ relative humidity 20%...90%, without condensation
Dimensions (LxWxH)	86 x 72 (50) x32 [mm]
Net/gross weight	0,21kg / 0,24kg
Protection class PN-EN 60950-1:2007	II (second)
Length of DC cable	1,45m + plug DC5,5/2,1 female
Length of AC cable	1,15m + mains plug
Storage temperature	$-20^{\circ}C \dots +60^{\circ}C$

* In order to extend the life of the power supply, the load current of 1,4A is recommended.



Graph 1.
Relation between output current and ambient temperature (instantaneous load).

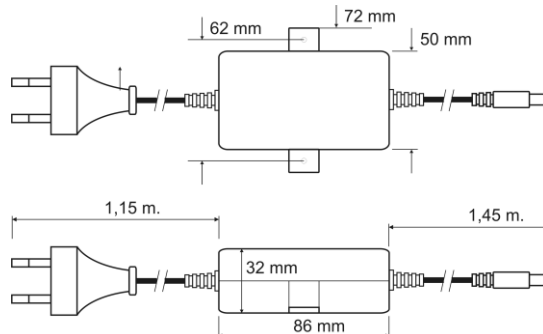
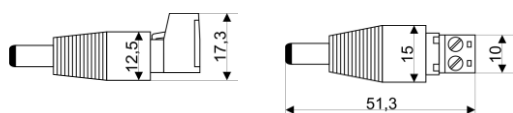


Fig.1 Dimension of power supply.

ACCESSORIES

ACCESSORIES :
[1] adapter CABLE - PLUG DC 5,5/2,1 - code ML109



For power supplies are available accessories - fuse blocks and cable adapter.

* Refer to graph 1